


Claresholm & District Fair Days Bench Show *Entry Catalogue*



***Friday, August 11 and
Saturday, August 12, 2023***

***at the Claresholm Community Centre,
5920 8 St W, Claresholm***

CLARESHOLM FAIR DAYS
August 10-13, 2023
Theme: "The Good Old Days"



RULES & REGULATIONS

1. Entry tags will be on sale for Adults (\$2.00 each) & Juniors (17 years & younger) (\$1.00 each).
2. No entries will be accepted after 11 a.m. Friday.
3. Entries must be the property/work of the exhibitor unless otherwise stated (Heritage classes).
4. Previous prize - winning exhibits of the bench show are not to be re - entered.
5. Entry tags must show section number, class number, letter designation, phone number, age division & grade (where applicable) as outlined in this Bench Show catalogue.
6. No new classes will be created during the Bench Show.
7. "Display Only" classes are for those exhibits not covered by the classes outlined in the catalogue. Items will not be judged.
8. Only one entry per person, per class.
9. If the article is not for competition, please state "For Display Only" on exhibitor's tag. (no charge)
10. Entries must be picked up at 4 p.m. Saturday. Any entries left will be disposed of.
11. Information & booklets on judging standards are available from Alberta Agriculture.
12. No prices are to be advertised & displays are not to be sold at the bench show
13. If you wish to donate your food exhibit for sale, please indicate it on the tag.
14. No exhibitor, with the exception of the judges, directors of the section, or members of the executive, may be present while judging is in progress.
15. All exhibitors agree to abide by the rules & regulations printed herein or afterwards as stated by the Claresholm & District Fair Board. NOTE: Metric Conversion 1" = 2.5 cm.
16. Junior categories are listed as 17 years & under or defined by age. Divisions defined by age are as follows:
Division A: 5 & Under
Division B: 6 & 7
Division C: 8 & 9
Division D: 10 & 11
Division E: 12 & 13
Division F: 14 to 17
17. Adult categories are for exhibitors over the age of 18 years.

18. All names & identifying features must be covered before item is judged.
19. An individual's entry to multiple classes must use the same name given at registration.
20. General judging criteria are applied if no formal judging standards are available as follows:
Originality 20%
Design/Proportion 15%
Quality of Work 20%
Condition of Material 15%
Difficulty Factor 20%
Adherence to Theme/Class 10%

BENCH SHOW SCHEDULE

- Bench show entries will be accepted at the Community Centre, main door, Thursday from 6 to 9 p.m. & Friday from 9 - 11 a.m.
- Judging of the bench exhibits takes place Friday from 1 – 5 p.m.
- The bench show is open to the public Friday 6 - 9 p.m. & Saturday 12 – 4 p.m.
- Prize money payout and item pick up begins Saturday at 4 p.m. Items must be left until 4 p.m. Saturday.

JUDGING

Prizes will be awarded at the discretion of the judges.

PAYMENT OF PRIZES

- Prize Money:** First Place \$5.00
Second Place \$3.00
Third Place \$1.00
1. Payment of first, second & third ribbon prize money, cash awards, gift card/certificates will begin at 4 p.m. Saturday in the Community Centre foyer.
 2. **Prize money NOT collected at the close of the Bench Show will be considered a donation to the Claresholm & District Fair Board.**

NOTE: Junior entries must state the exhibitor's age as of August 1 of the current year.

COMPETITIVE SECTIONS

SECTION 1 • YARD & GARDEN COMPETITION

(Adult & Junior - 17 yrs & under)

Guidelines:

- Enter by phoning Syd or Sheila at 403-625-2132 by July 12. Entrants will be notified of the specific day of judging, usually the 3rd weekend of July.
- Entrant must specify class they want to enter.
- A yard or garden may only be entered in one class.
- Third party entries are not permitted without prior consent of the owner.
- Fee Per Class: Adults \$2.00, Junior \$1.00 to be submitted with entry.

Class

- Commercial Gardens
- Container/Balcony Gardens
- Rural/Acreage Home Grounds
- Rural Vegetable Garden - Adult & Junior Classes
- Town Home Grounds
- Town Vegetable Garden - Adult & Junior Classes

Judging Guidelines:

VEGETABLE GARDENS

Quality	30
Cleanliness	20
Variety (10 plus)	20
Space Economy†	15
Arrangement	15
TOTAL	100

†Consideration is given if garden is arranged to permit mechanical cultivation.

Judging Guidelines:

CONTAINERS/BALCONY

Arrangements & Effect	30
Cleanliness	20
Flowers: Quality	25
Variety	25
TOTAL	100

Judging Guidelines:

HOME GROUNDS

Arrangements & Effect	30
Cleanliness	20
Lawns (health, vigor, cleanliness)	10
Trees & Shrubs	20
Flowers - quality	10
- variety	10
TOTAL	100

Note: Include adjacent public grounds in care (e.g. boulevard).

SECTION 2 • GRAINS (Adult & Junior - 17 yrs & under)

SECTION 2A - GRAIN SHEAVES

Guidelines:

- Heads should be of uniform size
- Diameter should be 5 cm – 7.6 cm at stem base
- Sheaf ties - top band: 2.5 cm below the bottom of heads - bottom band: 2.5 cm above the bottom of stem
 - centre band: evenly spaced between the top & bottom bands
 - band ties to be uniform size
- Name variety on entry tags

For additional guidelines on preparing grain sheaf & seed entries, refer to the “Judging Standards for Horticultural Shows”, available from Alberta Agriculture.

Class

- Barley
- Canola
- Oats
- Wheat
- Display Only

SECTION 2B - SEED GRAINS

Guidelines:

- Samples to be hand or machine - cleaned
- Can be from current or previous year's harvest
- 1 pint samples required
- Name the variety on the entry tag

Class

- Barley
- Canola
- Oats
- Wheat
- Display Only

SECTION 3 • FORAGES

(Adult & Junior - 17 yrs & under)

Guidelines:

- (a) Bale slices should be compact, neat & securely tied or placed in a plastic bag
- (b) Samples from round bales should be placed in plastic bags

For additional information on preparing baled hay entries, consult the "Judging Standards for Horticultural Shows," available from Alberta Agriculture.

Class

- 1. Grass Hay
- 2. Grass - Legume Hay
- 3. Legume Hay
- 4. Native Hay
- 5. Display Only

SECTION 4 - RANGE PLANTS & NOXIOUS WEEDS

(Adult & Junior - 17 yrs & under)

Guidelines:

- (a) Display whole plant if possible (root, stems, leaves, flowers, buds, etc.)
- (b) If you need help with identification, ask the Ag. Fieldman
- (c) Mounting paper, vials for weed seeds & identification material are available at the office of the Fieldman (maximum size of cards is 60 cm x 75 cm)
- (d) Consideration made as to labelling, accuracy & presentation

Class

- 1. Grasses - Display card of 5 (named)
- 2. "How Seeds Travel"
- 3. "Life Cycle of a Weed"
- 4. Poisonous plants, display card of 3 (named)
- 5. Quack grass root, longest root complete with grass blades
- 6. Weeds, prohibited noxious or noxious, display card of 5 (named)
- 7. Weed seeds, five vials (named)
- 8. Wild flowers, display card of 5 (named)
- 9. Display Only

SECTION 5 - YARD & GARDEN ART/DÉCOR

(Adult & Junior - 17 yrs & under)

Guidelines: Each entry must be able to be handled by one person.

Class

- 1. Birdhouse/Bird Feeder
- 2. Footwear Garden Display, e.g. rubber boot planter, running shoe planter
- 3. Garden Stake
- 4. Miniature Garden, e.g. terrarium, tufa pot, planter, fairy or gnome garden
- 5. Scarecrow, large, 1
- 6. Stepping Stone
- 7. Unusual Garden Art
- 8. Upcycled Garden Art
- 9. Wind Chimes

SECTION 6 • FLOWERS & PLANTS

(Adult & Junior - 17 yrs & under)

Guidelines:

- (a) Individual blooms of flowers such as marigold & calendula are shown with only one open bloom per stem. If an extra bud is present, it must be in the "tight bud" condition so that it will not show colour at the bench show
- (b) With flowers that have multiple blooms, such as sweet peas, stocks or phlox, the more blooms that are open, the better the exhibit
- (c) In some cultural classes, for example, petunia, begonia & pansy, the flower alone is judged; stem & foliage are not considered
- (d) Shallow containers allowing individual placement of the flowers should be used
- (e) Flower varieties should be named if possible
- (f) If a "vase" is indicated, a plastic container, such as a pail, is not a vase
- (g) No commercial elements are to be used in an arrangement
- (h) Please note the number of blooms/stems required for each class
- (i) A bouquet is NOT an arrangement. You collect flowers in hand & drop into a vase; do not arrange.

SECTION 6A - CUT FLOWERS - ADULT

Class

1. Asters, one colour or mixed, 3 blooms
2. Bachelor buttons, any colour, 3 blooms
3. Begonia, 1 bloom in vase
4. Calendula, 3 blooms
5. Carnations, no buds, 5 stems
6. Cosmos, single or double, 5 stems
7. Dahlia, any type or colour, 1 bloom
8. Daisy, Shasta, 3 stems
9. Delphinium, any colour, 1 stem
10. Dianthus (pinks), 3 stems
11. Gladiolus, any type or colour, 1 spike
12. Gladiolus, any type or colour, 3 spikes
13. Lily, any type or colour, 1 stem
14. Marigold, 4 to 8 cm, 5 blooms
15. Marigold, over 8 cm, 5 blooms
16. Marigold, under 4 cm, 5 blooms
17. Nasturtiums, 5 stems
18. Pansy, any colour, 5 blooms
19. Pansy, one colour, 5 blooms,
20. Petunias, double, 5 blooms
21. Petunias, single, 5 blooms
22. Rose, Hybrid Tea, in a rose bowl, 1 bloom floating in water
23. Rose, any colour, 1 bloom
24. Rose, 3 or more in a vase
25. Rudbeckia, 3 stems
26. Snapdragon, no foliage, 3 spikes
27. Statice, 3 stems
28. Sunflower, any type, 3 blooms
29. Sweet Peas, 1 colour, 5 blooms
30. Sweet Peas, mixed colour, 5 blooms
31. Zinnia, any size, or colour, 3 blooms

SECTION 6B - ARRANGEMENTS & BOUQUETS - ADULT

Class

1. Bouquet of flowers & grasses (tame or wild; may include seeds, berries, no weeds; displayed in a quart sealer jar)
2. Corsage- no artificial leaves, must include corsage pin
3. Dried flower arrangement (for table)
4. Miniature display no larger than 7.5 cm
5. Old fashioned bouquet- favourite flowers without mechanical/artificial aids
6. Old fashioned tea party arrangement in a cup & saucer
7. Open novelty arrangement incorporating Bench Show theme; "The Good Old Days"
8. Table centre arrangement under 40 cm

SECTION 6C - POTTED PLANTS - ADULT

Guidelines:

- (a) Containers used must be transportable by one person

Class

1. African violet(s)
2. Begonia, in bloom
3. Cactus or succulent, any variety
4. Coleus, any variety
5. Foliage plant, no blooms
6. Fuchsia, in bloom
7. Geranium(s), any variety
8. Hanging plant or plants, in bloom
9. Impatiens, in bloom
10. Stationary pot or planter, no larger than 30 cm
11. Topiary

SECTION 6D - CUT FLOWERS - JUNIOR

Class

1. Bachelor Buttons, any colour, 3 blooms
2. Carnations, no buds, any colour, 3 stems
3. Daisy, Shasta, 3 stems
4. Marigolds, any size, 5 blooms
5. Nasturtiums, 3 stems
6. Pansy, any colour, 3 blooms
7. Petunias, double, 3 blooms
8. Petunias, single, one colour, 3 blooms
9. Rose, any colour, 1 bloom
10. Sunflowers, Teddy Bear variety, 3 blooms
11. Sunflowers, variety other than Teddy Bear, 3 blooms
12. Sweet Peas, mixed colour, 3 stems

SECTION 6E - ARRANGEMENTS & POTTED PLANTS - JUNIOR

Class

1. African Violet(s)
2. Bouquet of flowers, one colour only
3. Bouquet of flowers, assorted colours
4. Bouquet of flowers and grasses (tame or wild; may include seeds, berries, no weeds; displayed in a quart sealer jar)
5. Cactus or Succulent, any variety
6. Coleus, any variety
7. Dish or Bottle Garden
8. Geranium(s), any variety
9. Old Fashioned tea party arrangement in a cup & saucer
10. Open Novelty Arrangement related to Bench show theme; "The Good Old Days"

**SECTION 7 •
GARDEN PRODUCE & FRUITS
(Adult & Junior - 17 yrs & under)**

Guidelines:

- (a) Important Judging Standards for both fruits & vegetables are quality, condition, uniformity, size, trueness to type & colour
- (b) Peas, beans, tomatoes, squash, apples, berries should be shown with stems EXCEPT where otherwise stated (i.e. saskatoons, blueberries)
- (c) Collections of vegetables or fruits to be displayed with the EXACT number specified on a small, uncovered paper plate or container. No GLASS or METAL containers and NO PLASTIC BAGS
- (d) Carrots, garlic, onions, beets etc., must be free of soil, trimmed 1 - 2.5 cm tops & roots lightly trimmed
- (e) Outer skins of onions must be dried, intact & NOT removed
- (f) NAME variety of vegetable or fruit on the entry tag if known
- (g) Entries may be generated from either seeds or seedlings

SECTION 7A - VEGETABLES

Class

1. Beans, green snap, 5 pods, uniform size & shape, no blemishes
2. Beans, variety other than green snap or wax, 5 pods, uniform size & shape, no blemishes
3. Beans, wax, 5 pods, uniform size, shape, no blemishes
4. Beets, globe or round, 3 roots - stems & roots trimmed to approx. 5 cm long
5. Beets, long or cylindrical, 3 roots - stems & roots trimmed to approx. 5 cm long
6. Carrots, 15 cm & over, 3 roots
7. Carrots (gourmet, purple, etc.) , 3 roots
8. Carrots, intermediate under 15 cm, 3 roots
9. Chard, Swiss, complete plant with root trimmed to a conical point
10. Cucumbers, slicing, 1, at least 15 cm long
11. Cucumbers, pickling, 3, same variety, 5 - 12 cm long, uniform, good colour, stem attached
12. Garlic, 3 bulbs, uniform shape & colour
13. Herbs, 5 or more, labelled
14. Onions, 3 of same variety, uniform colour shape & maturity
15. Peas, (edible/sugar snap), any variety, 5 pods, uniform in size & shape, small under-developed ovules, stem & calyx on

16. Peas, (shelling type), any variety, 5 pods, uniform in size & shape, stem & calyx on
17. Peppers, 3, stems on, uniform, firm thick flesh
18. Potatoes, any colour skin other than in classes 19, 20 & 21; 3, clean, uniform in size, free of disease
19. Potatoes, red skin; any variety, 3, clean, uniform in size, free of disease
20. Potatoes, russet or netted skin, 3, clean, uniform in size, free of disease
21. Potatoes, white skin, 3, clean, uniform in size, free of disease
22. Pumpkin, 1, stem attached, free of blemishes
23. Rhubarb, 5 stems, 2.5 cm webbing leaf blade, stem end not cut
24. Squash, Summer, 2, (small Italian (15-20 cm), scallop, patty pan), stem attached, uniform size & shape
25. Squash, Winter 1 (Acorn/Hubbard/butternut/marrow/s paghetti), stem attached, uniform size & shape
26. Tomatoes, 3 any colour, same variety, ripe, over 5 cm diameter, stem on
27. Tomatoes, cherry type, 5, same variety, stem on, no blemishes
28. Tomatoes, green, 3, same variety, stem on, no blemishes
29. Vegetable, 1, not listed above
30. Vegetable, 1, any odd shaped
31. Vegetable, 1, Unique
32. Vegetables, varieties suitable to prepare a salad with, min. of 5
33. Zucchini Squash, 2, 15-20 cm

SECTION 7B - FRUITS

Class

1. Apples, 5, one variety, over 5 cm in diameter, stem attached
2. Blueberries, 5, stems removed
3. Cherries, 5, stem on
4. Chokecherries, 5 clusters
5. Crabapples, 5, one variety, under 5 cm in diameter, stem attached
6. Gooseberries, 5, stem on
7. Home grown fruit (currants, pears, grapes, apricots, etc.), 5 fruit or 5 clusters
8. Raspberries, 5, stem & calyx on
9. Saskatoons, 5, stems removed
10. Strawberries, 5, stem & calyx on

SECTION 8 • HERITAGE DISPLAY

Guidelines:

- Provide a brief description: who made it, the occasion, the history, etc.
- Note: 1 to 6 items comprise one exhibit
- Indoor displays only
- All entries must be at least 50 years old

Class

- Agricultural - tools
- Book, 1
- Heritage Document: Business or Personal
- Heritage Photographs
- Fashion & clothing items
- Heritage Recipe (not book)
- Household Items
- Toys
- Related to Bench Show theme; "The Good Old Days"
- Display Only

SECTION 9 • ADULT FOODS

Guidelines:

- All baking must be enclosed in a sealable clear plastic bag, preferably Ziploc
- No commercial mix will be allowed in this section
- Be certain your entry conforms to class list e.g. dinner buns 4 (no more, no less)
- Canning & preserving – only entries in REGULATION CANNING JARS will be judged. Outer ring must be loose enough to be unscrewed without difficulty. Jars will be unsealed at time of judging only.
(Punch holes in tags & have elastic around ring to hold tags on)
- Name of product & date of preserving must be on label

SECTION 9A - BISCUITS, MUFFINS & QUICK BREADS

Class

- Baking powder biscuits, 4
- Fruit or vegetable loaf, i.e. pumpkin, zucchini, 1
- Muffins, any variety, 4
- Display Only

SECTION 9B - YEAST BREADS & BUNS

Class

- Bread, fruit, 1 loaf
- Bread, any variety of flour, 1 loaf
- Bread, made with bread machine, 1 loaf
- Buns, dinner, 4, any variety of flour
- Cinnamon rolls, 4
- Display Only

SECTION 9C - COOKIES & SQUARES

Class

- Brownies, chocolate, 4
- Cereal base (Special K, etc.), 4
- Chocolate Chip, 4
- Gingersnaps, 4
- Peanut Butter, 4
- Squares, baked, 4 pieces
- Squares, unbaked, 4 pieces
- Display Only

SECTION 9D - PASTRIES & CAKES

Class

- Butter tarts, 4
- Cake, Coffee
- Layered cake, 2 layers
- Display Only

*NOTE: All pies will be judged at
PRESIDENT'S PIE CONTEST*

SECTION 9E - BAKING FOR SPECIAL DIETS

Guidelines:

- Bake & enter a favourite recipe for someone on a special diet
- Include the recipe

Class

- Gluten Free (include recipe)
- Diabetic (include recipe)
- Lactose Free (include recipe)
- Display Only

SECTION 9F - JAMS & JELLIES

Class

- Jam, 1 fruit (indicate fruit), 1 jar
- Jam, mixed fruits (indicate fruits), 1 jar
- Jelly, crabapple, 1 jar
- Jelly, 1 fruit or mixed fruits [indicate fruit(s)], 1 jar
- Marmalade, 1 jar
- Display Only

SECTION 9G - FRUITS & VEGETABLES

Class

- Peaches, 1 jar
- Pears, 1 jar
- Fruit, other than above, 1 jar
- Vegetables, dilled, 1 jar
- Display Only

SECTION 9H - PICKLES & SAUCES

Class

1. Antipasto, 1 jar
2. Beet, 1 jar
3. Dill, 1 jar
4. Mustard, any variety, 1 jar
5. Relish, chopped vegetables, 1 jar
6. Open class, pickle or relish (other than listed), 1 jar
7. Salsa, 1 jar
8. Sauce, your choice of variety, 1 jar e.g. Chili, Spaghetti, Pizza
9. Vegetable, dilled, 1 jar
10. Display Only

SECTION 9I - HOMEMADE WINE

Entrants are asked to pick up their entry after the judging occurs on Friday afternoon. Entrants are asked to bring empty labelled bottle for each entry for display purposes.

Class

1. Homemade wine, red, from a kit, 1 bottle
2. Homemade wine, red, from scratch, 1 bottle
3. Homemade wine, white, from a kit, 1 bottle
4. Homemade wine, white, from scratch, 1 bottle
5. Homemade fruit wine, other than grape, 1 bottle

SECTION 10 • JUNIOR FOODS

Guidelines:

- (a) Each item must be the work of the exhibitor
- (b) Place items in clear Ziploc bag on a disposable plate or dish with entry tag attached with wire
- (c) Age division must be listed on tag, see tag sample under rules & regulations
- (d) All age divisions will be judged separately

SECTION 10A - AGE 5 & UNDER

Class


1. Decorated Cupcakes- 3, only decorating is judged, everything edible, cake mix can be used.
2. Large decorated cookie, 1, all decorations must be edible
3. Traditional chocolate chip cookies, 3
4. Display Only

SECTION 10B - AGE DIVISION B (AGES 6 & 7) SECTION 10C - AGE DIVISION C (AGES 8 & 9)

Class

1. Decorated cupcake- related to the year's theme, everything edible, only decorating is judged. Cake mix can be used.
2. Decorated cupcakes, 3, only decorating is judged, everything edible, cake mix can be used.
3. Fruit &/or Vegetable Creative Display
4. Granola or Trail Mix, 1 cup
5. Large decorated cookie, 1, all decorations must be edible, seasonal or special occasion
6. "My Favorite Baked Cookie", 3, one variety, not chocolate chip, name variety & why it is a favorite
7. No bake cookies, 3, e.g. haystacks
8. No bake squares, 3, e.g. Rice Krispies squares, Smores, energy bars
9. "Nutritious After School Snack", 3 food groups, Explain why it is nutritious
10. School lunch, in a portable lunch bag or container, include menu. BOYS ONLY
11. School lunch, in a portable lunch bag or container, include menu. GIRLS ONLY
12. Traditional chocolate chip cookies, 3
13. Display Only

Tags are now available at the Local Press or at the Community Centre at time of entry.

			
DONATED			
YES <input type="checkbox"/>			
NO <input checked="" type="checkbox"/>			
CLAREHOLM FAIRBOARD BENCH SHOW			
SEC	<u>16</u>	CLASS	<u>2</u>
EXHIBIT	<u>Collage</u>		
Age if Junior	<u>Age Division B - Age 6</u>		
The name under this flap must not be exposed until after judging			
EXHIBITOR	<u>Susie Smith</u>		
COMPLETE ADDRESS	_____		

SECTION 10D - AGE DIVISION D

(AGES 10 & 11)

SECTION 10E - AGE DIVISION E

(AGES 12 & 13)

Class

1. Brownies, 3, icing optional
2. Cupcakes, 3, any flavor, e.g., spice, banana, pumpkin
3. Decorated cake, everything edible, only decorating is judged. Cake mix can be used. Related to the year's theme
4. Decorated cupcakes, 3, only decorating is judged, everything edible, cake mix can be used
5. Fruit &/or Vegetable Creative Display
6. Granola or Trail Mix, 1 cup
7. Jam, your choice, 1 jar
8. Jelly, your choice, 1 jar
9. Large decorated cookie, 1, seasonal or special occasion, all decorations must be edible, only decorating is judged
10. "My Favorite Baked Cookie", 3, one variety, not chocolate chip, name variety & why it is a favorite
11. No bake cookies, 3, e.g. haystack
12. No bake squares, 3, eg. Rice Krispies squares, Smores, energy bars
13. "Nutritious After School Snack", 3 food groups. Name the food groups used & why it is nutritious
14. School lunch, in a portable lunch bag or container, include menu.
BOYS ONLY
15. School lunch, in a portable lunch bag or container, include menu.
GIRLS ONLY
16. Squares, baked, e.g. rocky road
17. Traditional chocolate chip cookies, 3
18. Yeast Bread, 1 loaf or 3 rolls
19. Display Only

SECTION 10F - AGE DIVISION F

(AGES 14 - 17)

Class

1. Biscuits, baking powder, 3
2. Brownies, 3, icing optional
3. Cooked candy, 5 pieces, any flavour
4. Cupcakes, 3, any flavor, e.g., spice, banana, pumpkin
5. Decorated cake, everything edible, only decorating is judged. Cake mix can be used. Related to the year's theme
6. Decorated cupcakes, 3, only decorating is judged, everything edible, cake mix can be used
7. Fruit &/or Vegetable Creative Display
8. Gluten Free muffin, 3, not iced, include recipe
9. Jam, your choice, 1 jar
10. Jelly, your choice, 1 jar
11. Large decorated cookie, 1, all decorations must be edible, seasonal or special occasion. Only decorating is judged
12. "My Favorite Baked Cookie", 3, one variety, not chocolate chip, name variety & why it is a favorite
13. No bake cookies, 3, e.g. haystack
14. No bake squares, 3, e.g. Rice Krispies squares, Smores, energy bars
15. "Nutritious After School Snack", 3 food groups. Describe why it is nutritious.
16. Squares, baked, e.g. rocky road
17. Traditional chocolate chip cookies, 3
18. Yeast bread, 1 loaf or 3 rolls
19. Display Only

NOTE: Junior entries must state the exhibitor's age as of August 1 of the current year.

**Tags are now available at the Local Press
or at the Community Centre at time of entry.**

SECTION 11 • ADULT SEWING

SECTION 11A - GENERAL

Class

1. Accessory or decorative item
2. Any item of clothing
3. Machine embroidery
4. Pajamas
5. Sewing with minky
6. Sewing with denim
7. Thrift craft article (name origin of material)
8. Thrift garment from something old or recycled
9. Display Only

SECTION 11B - QUILTING

Class

1. Art quilt
2. Baby quilt
3. Household article, quilted
4. Pieced quilt, machine quilted by exhibitor
5. Pieced quilt, machine quilted professionally
6. Quilt, appliqued
7. Quilt, hand quilted
8. Quilt, paper pieced
9. Quilted bag
10. Quilted tablecloth or runner
11. Quilted wall hanging
12. Quilt related to theme, "The Good Old Days"

SECTION 12 • JUNIOR FIBRE ARTS

SECTION 12A - AGE DIVISION D

- (AGES 11 & UNDER)

SECTION 12B - AGE DIVISION E

- (AGES 12 & 13)

SECTION 12C - AGE DIVISION F

- (AGES 14-17)

Class

1. Bag, any size (purse, tote, change)
2. Banner or wall hanging
3. Bracelet - e.g. friendship, knotted, beaded
4. Crochet, any item
5. Duct tape - any size
6. Fabric craft - e.g. T-shirt art
7. Knitting, any item
8. Leather craft
9. Placemat
10. Pajamas/Nightgown
11. Quilt, any kind
12. Rainbow Loom project
13. Thrift Article - something new made from something old. Name article of origin
14. Toys, puppet, etc.
15. Display Only

SECTION 13 • ADULT HOMECRAFTS

SECTION 13A - NEEDLE WORK

Class

1. Crewel work
2. Cross Stitch (counted thread)
3. Cross Stitch, other
4. Embroidered item
5. Mixed Technique, e.g. cross stitch with beads
6. Needlepoint, suitable for hanging
7. Display Only

SECTION 13B - KNITTING - HAND KNITTING ONLY

Class

1. Afghan
2. Dress or outfit - size baby to Child's size 6
3. Doily
4. Mittens, any type of yarn
5. Novelty, accessory, household article
6. Shawl, shrug or cape any size
7. Scarf, novelty yarn
8. Socks, any type of yarn
9. Sweater, bulky knit
10. Sweater, any size
11. Display Only

SECTION 13C - CROCHET

Class

1. Doily
2. Dress or outfit - size baby to Child's size 6
3. Garment - Adult size
4. Large decorative household item, 1, e.g. tablecloth, curtains
5. Shawl, shrug or cape any size
6. Small article of clothing: socks, mittens, etc.
7. Small novelty or decorative item, e.g. bookmark, coaster
8. Display Only

SECTION 13D - METALWORK/WOODWORK

Guidelines:

- (a) Commercially prepared kits are not permitted.

Class

1. Decorative item made of metal
2. Carved wooden item
3. Functional item made of metal
4. Furniture refinished - state finish, e.g. oil, chalk, wax, stain
5. Handmade wooden item, e.g. toy, furniture
6. Woodburning

SECTION 13E - WEAVING

Class

1. Loom weaving
2. Swedish weaving
3. Display Only

SECTION 13F - GENERAL CRAFTS

Class

1. Beadwork
2. Christmas decoration
3. Doll, cuddle
4. Felting with wool
5. Leather craft
6. Paper tole
7. Pressed flower art, card/stationery
8. Pressed flower art, other
9. Pressed flower art, picture
10. Stained glass, copper foil technique
11. Display Only

SECTION 13G - FIBER ARTS

Class

1. Hooking, other than floor covering
2. Rug, hooked
3. Rug, braided
4. Display Only

SECTION 13H - SCRAPBOOKING

Guidelines:

- (a) Commercially prepared kits are not permitted.
- (b) Double page layouts must be joined together.
- (c) Page layout to include the "5 W's" . . . who, what, where, when, why
- (d) There should be an indication as to why the photos are important to you
- (e) Layouts may be any size.

Class

1. Alternative Scrapbooks (explosive albums, CDs, Chipboard, handcrafted books)
2. Bench Show Theme: "The Good Old Days"
3. Baby or children theme, double or single page layout
4. Digital layout, double or single page
5. Embellishment usage on a single or double page layout
6. Heritage theme, double or single page layout
7. Pet theme, double or single page layout
8. Road trip theme, double or single page layout
9. Special Occasion (Christmas, Easter, birthday, anniversary, wedding, etc.) theme, double or single page layout
10. Vacation theme, double or single page layout
11. Display Only

SECTION 13I - HOMEMADE CARDS

Guidelines:

- (a) Commercially prepared cards kits are not permitted.
- (b) All cards to be "finished product" ready to give away
- (c) Envelopes optional

Class

1. Alternate fold card (other than portrait or landscape)
2. Card for a man
3. Card that is **anything** but a card (pillow box, gift tag, milk carton)
4. Card using washi tape
5. Christmas card using 10 embellishments
6. Monochromatic card
7. Simple card using only stamp, ink and paper
8. Theme Card: "The Good Old Days"
9. Display Only

SECTION 14 • JUNIOR HANDICRAFTS

Guidelines:

- (a) Entries must demonstrate care & attention to detail to be considered for judging. (A prize for excellence may be awarded to the Junior entrant with the highest combined number of 1st, 2nd, & 3rd place ribbons.)
- (b) Junior categories are listed as 17 years & under or defined by age.

Class

1. Christmas craft/decoration
2. Collection
3. Craft foam
4. Festive decoration other than Christmas
5. Found in nature, e.g. fossils
6. Handmade card - any size
7. Leather craft
8. Lego - no kit, with brief description (under 30 x 30 cm)
9. Metal work
10. Model building, without kit
11. Mosaic (seeds, stones, tiles, etc. glued to backing)
12. Ojo (God's eye)
13. Origami
14. Painted rock(s)
15. Pet rock(s)
16. Pottery or clay craft
17. Recycle project - cans, cartons, meat trays, etc.
18. Theme craft: "The Good Old Days"
19. Wood sticks - popsicle, clothes pins, etc.
20. Wood-craft - built
21. Wood-craft - painted

SECTION 15 • JUNIOR ART

Guidelines:

- (a) Only one entry per class, any medium
- (b) Art work must be ready to hang for display with a hanger/wire for age Division F (Ages 14 to 17) only
- (c) All names & identifying features must be covered

Class

1. Abstract design or symbols
2. Cartoon(s)
3. Collage
4. Colouring contest for 5 years & under - picture available at the Claresholm Local Press & on the Town of Claresholm website
5. Drawing or painting of people or person
6. Drawing or painting of still life
7. Drawing or painting, animals or birds
8. Drawing or painting, buildings or cityscape
9. Drawing or painting, landscape/waterscape
10. Drawing or painting, machinery, vehicle
11. Mixed Medium
12. Poem, original, hand printed by entrant
13. Self-portrait drawing
14. Theme Story or Art - "The Good Old Days"
15. Zentangle/Zendoodle

SECTION 16 • ADULT PAINTINGS & SKETCHES

Guidelines:

- (a) This section shall include any two dimensional art
- (b) Art work must be ready to hang for display with a hanger or wire
- (c) All names & identifying features must be covered

SECTION 16A - OIL & ACRYLICS

Class

1. Abstract/modern
2. Animals or birds, non - abstract
3. Buildings, non - abstract
4. Landscape, non - abstract
5. Still life, including flowers, non - abstract
6. Display Only

SECTION 16B - WATERCOLOURS

Class

1. Abstract/modern
2. Animals or birds, non - abstract
3. Buildings, non - abstract
4. Landscape, non - abstract
5. Still life, including flowers, non - abstract
6. Display Only

SECTION 16C - PASTELS

Class

1. Abstract/modern
2. Animals or birds, non - abstract
3. Buildings, non - abstract
4. Landscape, non abstract
5. Still life, including flowers, non - abstract
6. Display Only

SECTION 16D - OPEN CREATIVE

Class

1. Collage
2. Colouring - submit a page from an adult colouring book or original design
3. Mixed Medium
4. Pencil, Charcoal, Pen & Ink
5. Poetry, suitable for family viewing
6. Theme Story or Art - "The Good Old Days"
7. Zentangle/Zendoodle
8. Display Only

NOTE: Junior entries must state the exhibitor's age as of August 1 of the current year.

**Exhibits for Sections 17-19
are to be brought to the
Community Centre, by the main
door, between 9 & 11 a.m.
Saturday only.**

**Judging will take place at
11:15 a.m. Saturday.**

SECTION 17 • POULTRY (Adult & Junior - 17 yrs & under)

Exhibits for this section are to be brought to the Community Centre, by the main door, between 9 & 11 a.m. Saturday only. Judging will take place at 11:15 a.m. Saturday.

Class

1. Best Barnyard Hen
2. Best Barnyard Pair (rooster/hen)
3. Best Barnyard Rooster
4. Hen & brood
5. Hen, Bantam
6. Hen, large
7. Matched pair, (1 hen & 1 rooster), Bantam
8. Matched pair, (1 hen & 1 rooster), large
9. Most Colourful Hen
10. Most Colourful Rooster
11. Rooster, Bantam
12. Rooster, large
13. Turkey, Hen
14. Turkey, Tom
15. Other (pigeons, quail, guinea fowl, doves, etc)

SECTION 18 - SMALL FURRY OR FEATHERED

(Adult & Junior - 17 yrs & under)

Class

1. Open feathered - canary, parakeet, parrot
2. Open furry - hamster, guinea pig, gerbil, ferret
3. Rabbit, Buck, large
4. Rabbit, Doe & litter
5. Rabbit, Doe, dwarf
6. Rabbit, Buck, dwarf
7. Rabbit, Doe, large

SECTION 19 • WATERFOWL (Adult & Junior - 17 yrs & under)


Class

1. Duck, female
2. Duck, male
3. Goose, female
4. Goose, male

SECTION 20 • PHOTOGRAPHY (Adult & Junior - 17 yrs & under)

Guidelines:

- (a) Photos to be judged according to subject interest, technical qualities, & composition
- (b) Entrant must have taken picture
- (c) Photos to be mounted on stiff cardstock or matted with a border of not less than 1 cm. No framed photos except for Section C & D
- (d) Photo prints may be from digital or film camera
- (e) Prints must not exceed 12.7 x 17.7 cm (5" x 7"). Exception Sections 20C, 20D
- (f) Use tape to attach entry tag on back.



SECTION 20A - ADULT AMATEUR PHOTOGRAPHY

Class

1. Action - any subject, colour
2. After dark - night photography, colour
3. Architectural study, colour
4. Atmospheric conditions - e.g. fog, frost, rain, lightning, etc.
5. Birds, single or group, colour
6. Black & white photo, any subject
7. Domestic animal - single or group - colour
8. Enhanced/altered photo - before & after to be displayed together
9. Family - candid photo of a family, colour
10. Insect/spider - colour
11. Mountain landscape - colour
12. Portrait- single person - colour
13. Portrait- single person - black & white
14. Prairie landscape - colour
15. Reflections - e.g. lakes, puddles, mirrors - colour
16. Silhouette - a subject that appears dark against a light background, any subject, colour or black & white
17. Still-life, contrived - colour
18. Sunset/sunrise - colour
19. Travel photo, photo taken outside of Alberta
20. Waterscape - colour
21. Wild animal, single or group - colour
22. Wildflower(s) - colour
23. Display Only

SECTION 20B - JUNIOR PHOTOGRAPHY

Guidelines:

- (a) Age divisions B & C will be judged together (section 20B.2)
- (b) Age divisions D & E will be judged together (section 20B.3)

SECTION 20B.1

• AGE DIVISION A - (AGES 5 & UNDER)

Class

1. My favourite photo - taken in the last year, short description explaining why it is your favourite

SECTION 20B.2

• AGE DIVISION B (AGES 6 & 7)

• AGE DIVISION C (AGES 8 & 9)

Class

1. Claesholm scene - photo taken within Claesholm, colour
2. Enhanced/altered photo - before & after to be displayed together
3. Family - colour photo of a family
4. Macro - extreme close-up of any subject - colour
5. My favourite season, colour photo of spring, summer, fall or winter
6. People at work or play - colour
7. Plants - fruits, vegetables, ornamental plants - colour
8. Portrait - colour
9. Selfie - a unique photo of yourself! - colour
10. Tame animals - colour
11. Waterscape - colour
12. Wildlife - colour
13. Display Only

SECTION 20B.3

• AGE DIVISION D (AGES 10 & 11)

• AGE DIVISION E (AGES 12 & 13)

Class

1. Claesholm scene - photo taken within Claesholm, colour
2. Enhanced/altered photo - before & after to be displayed together
3. Family - colour photo of a family
4. Macro - extreme close-up of any subject - colour
5. My favourite season colour photo of spring, summer, fall or winter
6. People at work or play - colour
7. Plants - fruits, vegetables, ornamental plants - colour
8. Portrait - colour
9. Selfie - a unique photo of yourself! - colour

10. Tame animals - colour
11. Waterscape - colour
12. Wildlife - colour
13. Display Only

SECTION 20B.4

AGE DIVISION F (AGES 14 - 17)

Class

1. Claesholm scene - photo taken within Claesholm - colour
2. Enhanced/altered photo - before & after to be displayed together
3. Family - colour photo of a family
4. Macro - extreme close-up of any subject - colour
5. My favourite season, colour photo of spring, summer, fall or winter
6. People at work or play - colour
7. Plants - fruits, vegetables, ornamental plants - colour
8. Portrait - colour
9. Selfie - a unique photo of yourself! - colour
10. Tame animals - colour
11. Waterscape - colour
12. Wildlife - colour
13. Display Only

SECTION 20C - ADULT OR JUNIOR; ENLARGED, FRAMED PHOTO

Guidelines:

20 cm x 25 cm (8" x 10") or larger, ready for hanging with wire

Class

1. Open, any subject

SECTION 20D - ADULT OR JUNIOR; BENCH SHOW THEMES

Guidelines:

- (a) Judged on creativity, originality, composition
- (b) Size of photos –5 cm x 7.5 cm (2" x 3") up to & including 20.5 cm x 25.5 cm (8" x 10")
- (c) Photo to be mounted or framed & ready for hanging with wire.

Class

1. Photo inspired by the year's theme: "The Good Old Days"
2. Series of Photos (3-6) telling a story related to the year's theme: "The Good Old Days"

BOARD MEMBERS

- Syd Gray, Sheila Gray, Lynda Schuler, Kathy Lyster, Deb Lozeman, Lindsay Douras, Denise Spencer, Stephanie Norby, Kathy Sandy, Rita Erven, and Pat Fogg

We welcome anyone who may be interested in working on the Fair Board – volunteer for a day or a year!

LIABILITY DEFINED

All property of any character entered for display or competition shall be subject to control of the management or employee thereof, but in no case shall the Claresholm Fair Board or any volunteer thereof, be held responsible for any loss, damage or injury to any property while on exhibition or any other time or place. If property owners desire protection against loss, they must make their own arrangements, although the Board will take reasonable precautions to ensure the safety of the articles brought to the exhibition. Should any article be lost or stolen, the Board will give all assistance in its own power toward recovery of the same, but accepts no liability for any payment for loss, damage or value, thereof.

PRESIDENT'S PIE CONTEST

Two Crust Fruit Pie

Can be two fruit combination

1st Prize \$50 • 2nd Prize \$25 •
3rd Prize \$10

PIES MAY BE SUBMITTED
FRIDAY BETWEEN 9-11 A.M.

Judging begins at 6 p.m.



Petting Zoo

**Saturday
1 - 4 p.m.!**

Message from the President

I'd like to welcome you to the Claresholm Fair Days and the Bench Show. The Bench Show gives everyone in the community a chance to display their talent in woodworking, sewing, cooking, etc. We also have a host of other activities like the popular Pet Show, Sand Pile, Petting Zoo, etc.

With the cooperation of the Town, who let us store our materials at the multi-use building, and the Lions, who graciously shared their space at the Community Centre, we are able to have our show as usual. This is a great example of our community working together.

We would like to thank the Lions Club for allowing us to continue to share the space alongside their "Beef on a Bun".

Syd Gray,

President, Claresholm Bench Show

CLARESHOLM'S BENCH SHOW IS ONE OF ALBERTA'S LONGEST RUNNING BENCH SHOWS!

For over 100 years, the Bench Show in Claresholm has provided an opportunity for people young and old to show off their skills in a variety of interests, from agriculture and gardening to crafts and food preparation.

PET SHOW!



Friday at 7 p.m.

at the Museum

Entry fee is \$1/pet

(Collected at the pet show area when you bring your pet, no tag required)

All ages welcome!